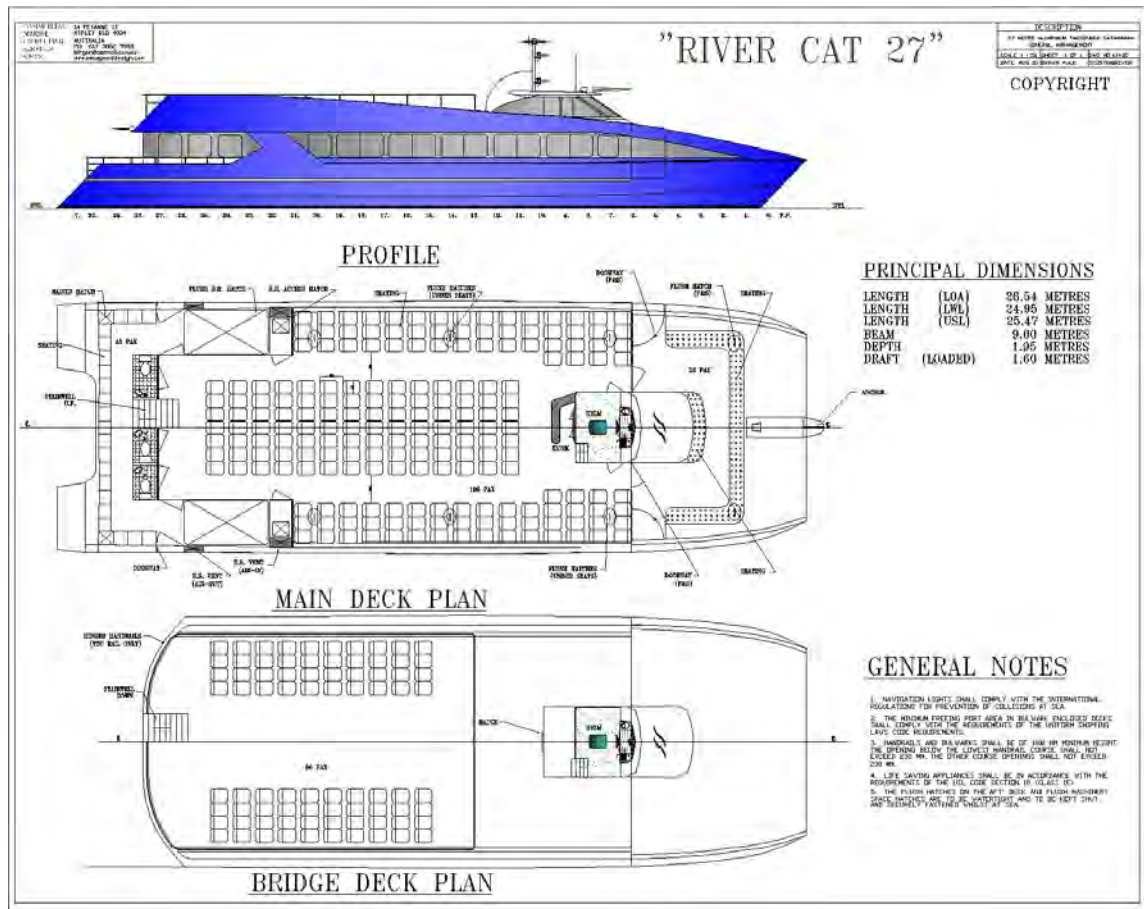


Tel: UK: +44 (0)208 133 9203
 +44 (0)745 238 4267
 USA: +1 (206) 866 5730
 AUSTRALIA: +61 (08) 6102 0192
 NIGERIA: +234 (0) 703 883 3437
 +234 (0) 816 265 1068
 Vmail & Fax:- +44 (0) 207 681 1505
 Skype:- Alunow

River & Delta Ferry Options

The following designs are offer as samples of suitable ferries for Pax Transportation

ALURIVER Cat 27M – 250Pax – 25Knots – Modified as below



Engine requirements for 25knot cruise

Air Height

Draft,

TWIN 850 HP, MIN WITH 250 PAX..

3,8M WITH FOLD DOWN MAST AND UPPER HAND RAILS

1.2m WITH PROP/SHAFT WITH TUNNELS, 1.3m

WOULD GIVE BETTER PERFORMANCE

Design may be extended for higher passenger capacity

18.80m Aluminium 119 Passenger Catamaran



- ✚ L.O.A: 18.80 Meter
- ✚ Beam: 6.20 Meter
- ✚ Beam Hull: 1.80 Meter
- ✚ Draft: 1.27 Meter
- ✚ Fuel Capacity: 2500 Litres
- ✚ Fresh Water: 300 Litres
- ✚ Black Water: 250 Litres
- ✚ Dead Weight Tonnage: 15.00 Tonnes
- ✚ Engines: X 2 – Heavy Duty FPT C78 ENT M55
500HP @ 2600 RPM or Client Preference
- ✚ Shaft Drive with Fixed Pitch Propellers or Seafury Drives.
- ✚ Speed : 30 Knots
- ✚ Passenger Capacity : 119 + 3 Crew
- ✚ Built To ISO & MCA Code of Practice
- ✚ Construction Material : 5083 Marine Grade Aluminium
- ✚ Full Navigation & Safety Equipment (As to MCA Code)
- ✚ Build Time 14/16 Weeks approx. (7000 man Hours)
(Once kit is cut & Deposit paid)

Price from €94,000 Euros Subject to client requirements

18.3M Passenger Cat



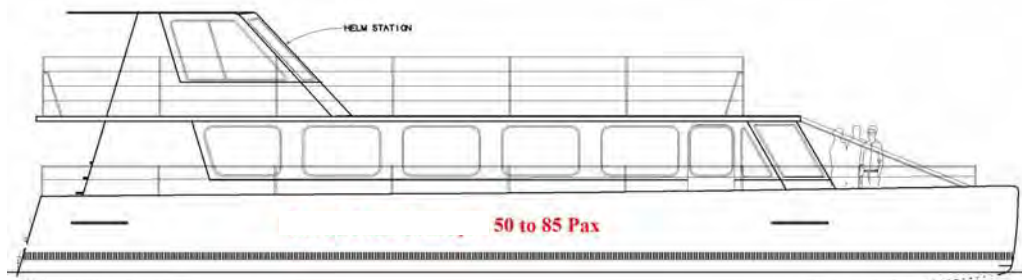
Length overall:	60'-0" (18.29m)
Length at waterline:	59'-7" (18.1m)
Beam:	22'- 0" (6.7m)
Draft:	2'-0" (0.71m)
Weight:	19,202 lb (8,710 kg)
Displacement:	40,830 lb (18,520 kg)
Bridge deck:	2'-7" (0.8m)
Drive Systems:	Conventional Inboard, inboard/outboard or outboards, waterjets or Seafury
Two(2) Diesel Engines:	a)100/120HP each b)200/250HP each *Make as per client preference
Speed@	a)18 to 22knots Cruise b)25 to 27knots Cruise(Seafury Drives)
Fuel & Water:	Integral Tanks as required

Prompt Builds in West Africa in composite

Specifications to include:-

EchoSounder – Speed Log - GPS - Radar- 24mile
Compass (Magnetic, Fluxgate) - DSC VHF radio - Two(2) Search Lights
Chart table with chart stowage - Generator – 3.5Kw - Navigational Lights





The Ferry Concept modified with higher freeboard to be certified, if required as partially protected.

This design is built of foam/glass composite utilizing a Rapid Hull Construction technique that does not require moulds.

As moulds are not required modification of this design to suit client's requirements is simple and straight forward.

Entrances as required aft, forward and/or Port & Starboard.

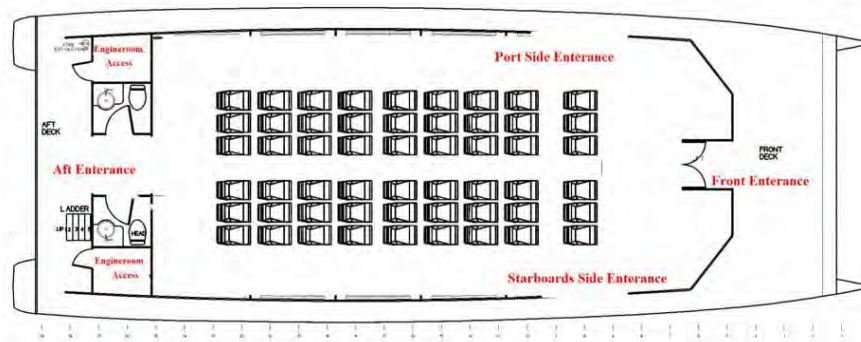
Upper deck can be utilized as boarding area, wheelhouse maybe forward, centre or aft. Seating may vary as per client's requirements from standard GRP bench/Chair seating to Aircraft style.(additional costs may apply).

Positive floatation fore and aft with collision bulkheads

60/80 Pax Vessel can be built with forward main deck steering stations Port & Starboard incorporating crew seating without upper wheelhouse for a lower cost.

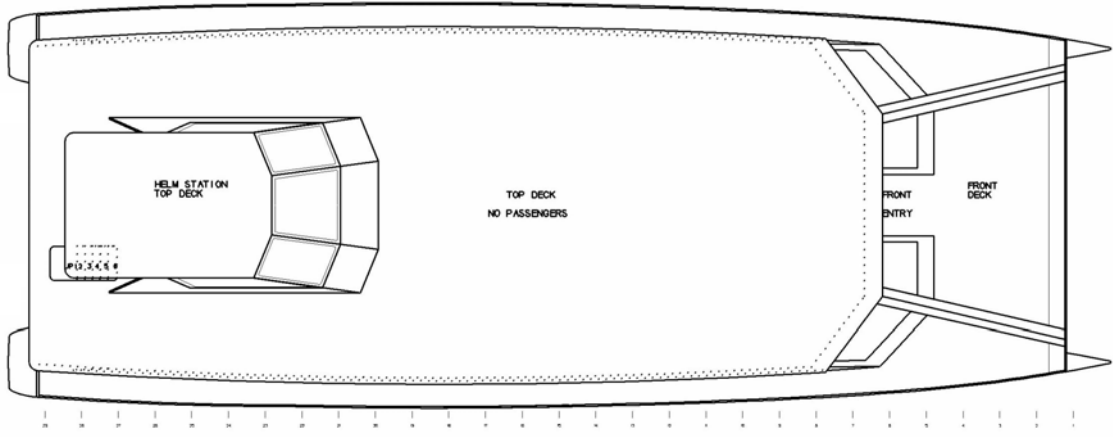
Estimated build Cost(2010) 60/80 Pax with standard GRP seating for 20Knots cruise with 15 hour endurance and upper Wheelhouse is £495,000 Sterling *Ten(10) units* As above without upper Wheelhouse £480,000 Sterling - built in the UK

Offer does not include main engine costs which are subject to client's requirement

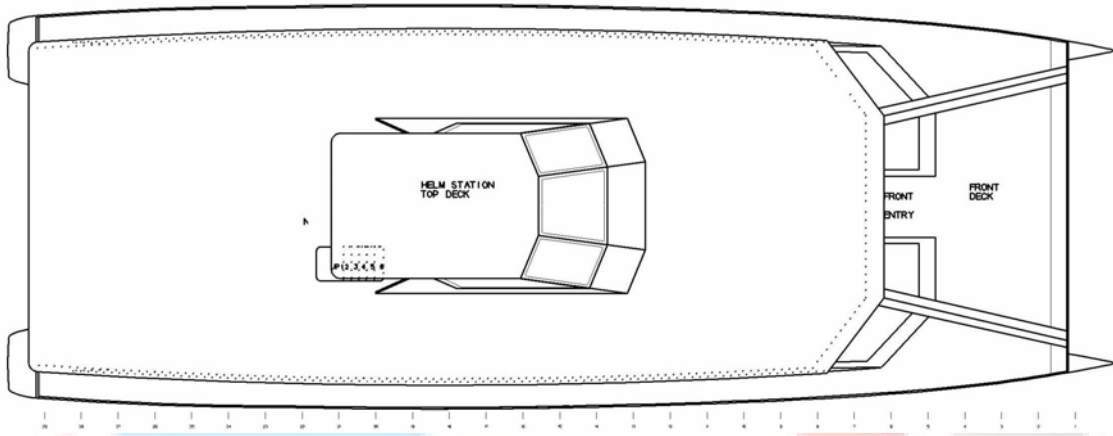


Wheel House Options

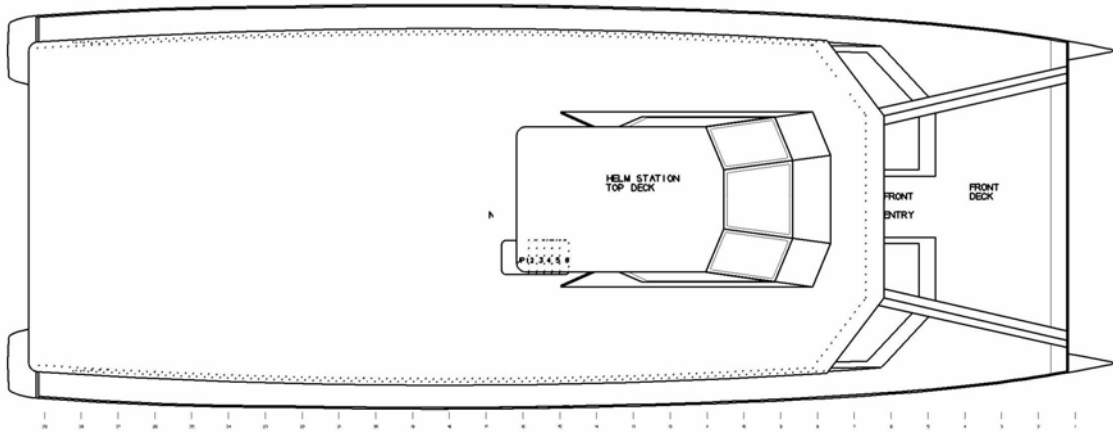




Aft

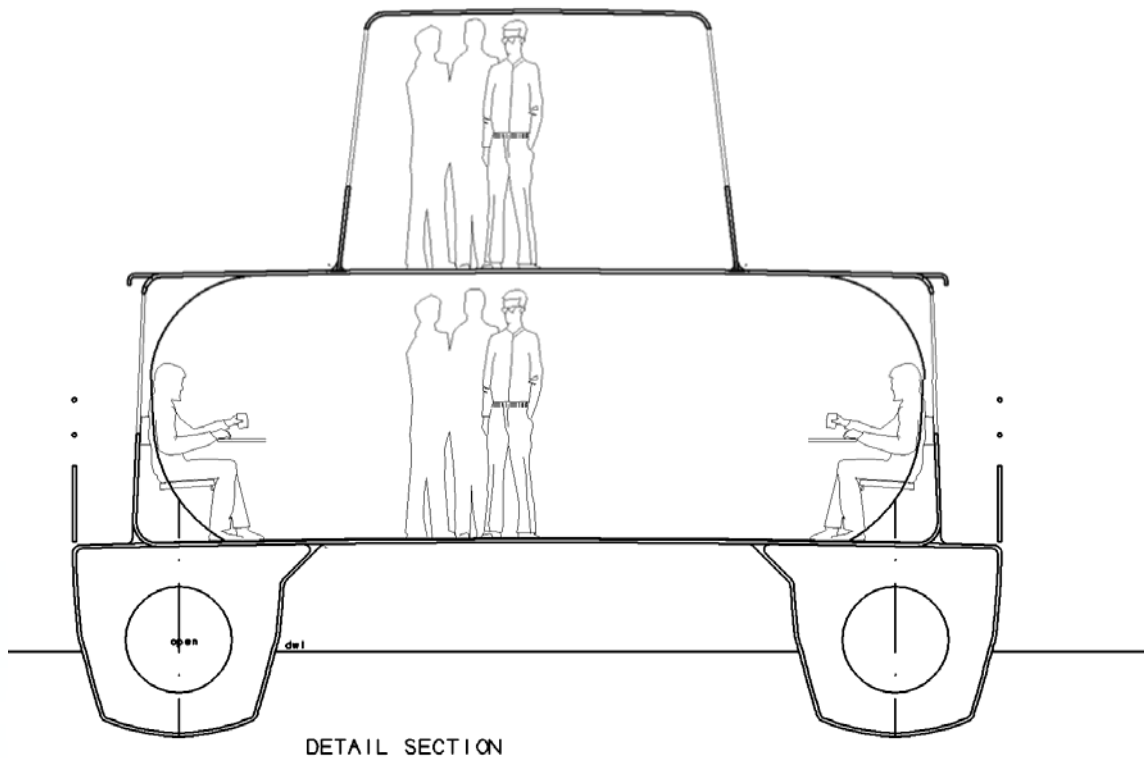


Centre



Forward

Hull & House Profile



60/80 Pax Version

**Side decks to be increased in width as required for ease of boarding Upper deck could be utilized to carry more pax. Catamaran design provides excellent stability
Design options for use of outboards**

Food Preparation area maybe incorporated to provide hot soup/drinks

Wheelhouse may be moved forward on main deck for low air draught

The above offer is subject to

Client approval of design, design modifications, equipment specifications and current market situation.

Delivery is subject to

3 to 18 months from acceptance of design and sign of contract depending on availability of materials, drive gear and equipment etc. and build location.
Accelerated Delivery is Possible.



26m Passenger Ferry Catamaran – 32Knots (Built West Africa)



Designed by Kurt Hughes; This 26m passenger ferry catamaran design is designed to carry up to 250 passengers on short trips depending on Classification. The very efficient sailing cat type hulls take very little power and generate minimal wake.


980 hp per side gives 32 knots speed

Available in Composite or Aluminum – **Greenline Option Available**

Length overall:	25.91m
Beam:	12.08 m
Draft:	1.06 m
Weight:	26.825 kg
Displacement:	41,336 kg



Port Stern Quarter concept



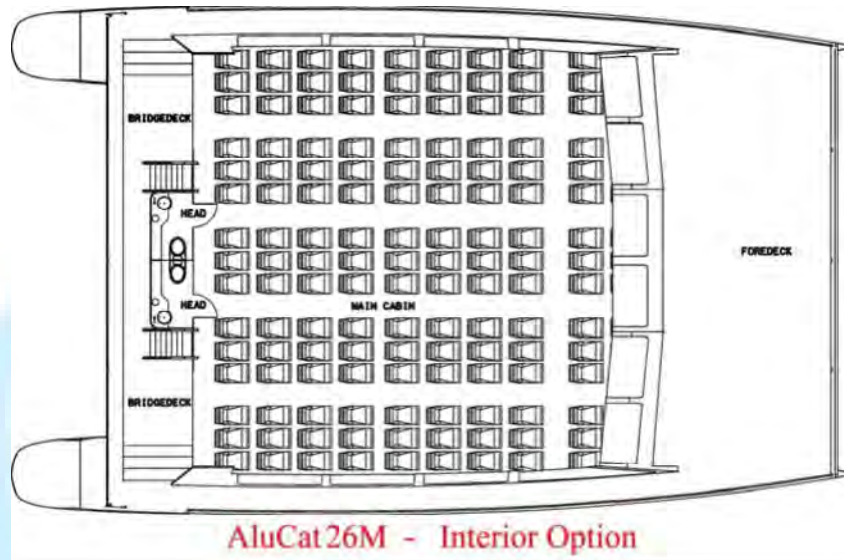
Upper Deck & Wheel House



aluminumnow
GROUP
Maritime Solutions

Options

- 1) Wheelhouse moved forward with reverse front windows and fixed sun cover over seating area
- 2) Upper deck could be enclosed and wheel house moved forward and air-conditioned if required. (VIP Area)
- 3) Wheelhouse may be moved to main deck forward of the Pax Compartment to provide Low. Air Height however this will change the Pax Numbers

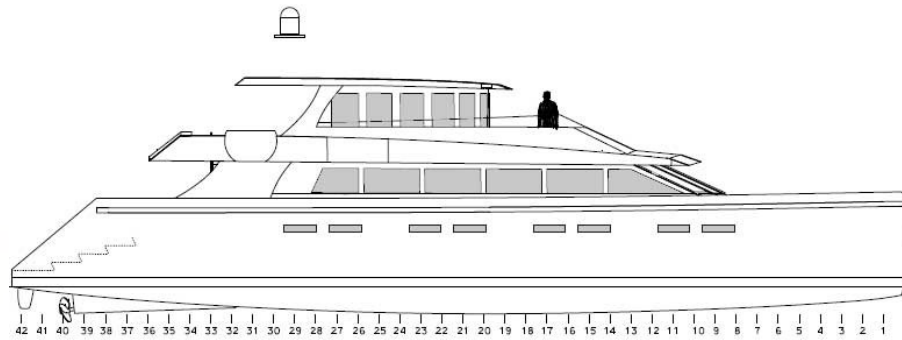


Interior Layout



Lower Deck Option
Captain, Crew, Food Preparation and Laundry

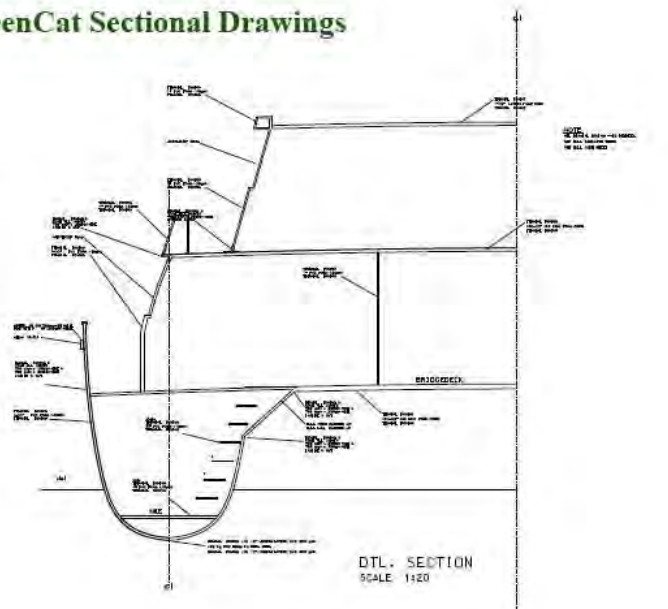
Custom Lay-outs available to meet individual requirements.



Profile

If the Portuguese Deck is not required the wheel house could be moved forward enlarging cabin area

GreenCat Sectional Drawings



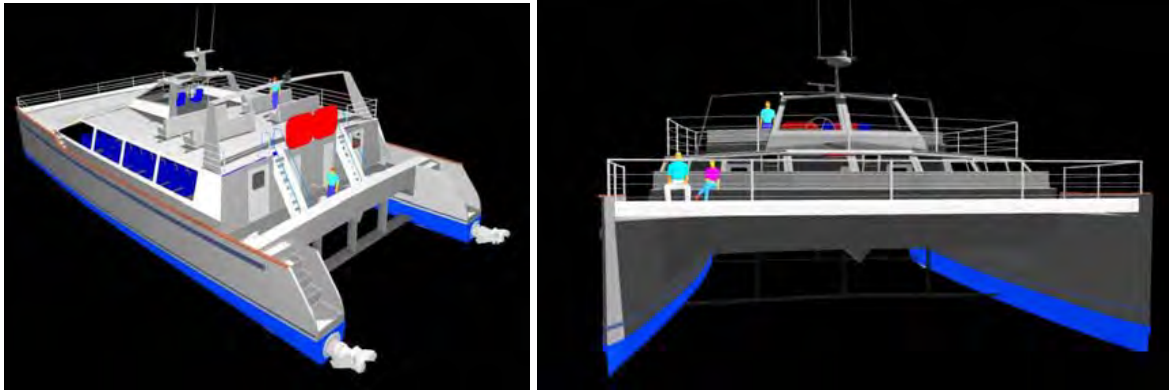
The above vessels are also offered in our Greenline Series with electric drives, two(2) Generators plus small night generator. Advance state of the art charging systems are under development include Solar/Heat Panels

Excellent choice for medium to fast transportation in coastal waters and inland protected areas and rivers.



High Speed Option

26m Passenger Ferry Catamaran with Hysu Foils – 42Knots(Built West Africa)



Designed by Kurt Hughes; this 26m passenger ferry catamaran design is designed to carry 149 passengers. The Hysu foils lift the vessel significantly up out of the water to reduce drag. 1400 hp per side gives 42 knots speed if the cat is built as designed. Propulsion is provided by Waterjets or SeaFury Drives

A variation on this design operates to Catalina Island, California.

Prompt Builds in West Africa in composite

Length overall:	25.91m	Beam:	12.11 m
Draft:	1.06 m		
Weight:	29.093 kg		
Displacement:	44.541 kg		
Power:	(2)Cat C32	1400	bhp

Excellent choice for fast transportation in coastal waters and inland protected areas and rivers where high speed is required.

Also could be finished as a Fast Motor Yacht


Optional Propulsion for speed, decreased draft and weed situations

Seafury Surface Drive.

Unlike first generation surface drives which are fully exposed behind the vessel causing regular damage incidents from floating objects and corrosion to the hydraulics, the Seafury system is mounted out of the way below the transom without exposed hydraulics..

The under transom location prevents fatal or serious injuries to divers or rescue personnel and survivors.

Unlike other SD units , with Seafury, there is no loss of manoeuvring capability when going astern.



AluHover 30



Velocity 30 in Harbour

This craft is operating in a very confined harbour. Directional control is similar to a good handling boat. Most hovercraft do not have this control at low speeds thus avoid harbours and hover onto concrete pads or land only.

Many hovercraft have to gain speed before entering water as they will not gain enough speed to hover over the water hump beginning from a water start.

Transferring passengers to boats at sea is simple and easy operation for this craft. This craft has 30 passenger seats. Fitted with long range full tanks this is an ideal military Hovercraft.

We can build for super yacht tender, coastal patrol, airport rescue, military service, or any commercial operation specified.

Provide your mission requirements for a quote.

Velocity 30 cruising on open ocean

The craft remains in all aspect of operation. The craft is totally stable in turns.

Transferring passengers to boats at sea is simple and easy operation for this craft.

This craft has 30 passenger seats. On recent test run our cruise speed varied between 22 and

25 knots up to 30 knots. Seas were one metre. On arrival, sea rescue informed us the head wind on our bow was

17 to 25 knots during the trip. Wind velocity over the deck was over 50 knots when cruising over the sea at 25 knots. Engine RPM was a 1,750 constant. Max Engine RPM is 2,450

Velocity 30 Eco Friendly around wildlife.

The propeller is so silent in operation, the birds and seals to not change behaviour as we pass close by. This is possibly the only hovercraft manufactured in the world today that does not disturbed wildlife. Very Eco Friendly. Passengers travel on the outside deck at speed and talk to each other. This craft has 30 passenger seats.

New Design Velocity 30 Hovercraft are now slightly larger to include toilets and baggage storage for passengers



Hoverflight 30 Wing in Ground Effect Hovercraft without wings.

Length	17.0 metres
Width	7.0 metres
Propeller	4.27 metres
Engine	650 HP Deutz Diesel or 950 HP Doosan Diesel
Speed Cruise	30 – 35 knots.
Max speed	50 knots depending on Loads in dead flat seas. Zero wind.
Range	300 Nautical Miles. Reduce passenger load and replace with additional fuel; range is much more.

Advantages

Very easy to operate. Engines have life span of up to 18,000 Hours..

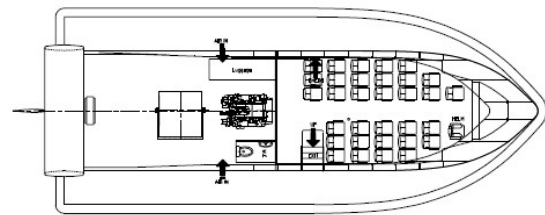
Disadvantages

Cruise speed is dependent on sea states.

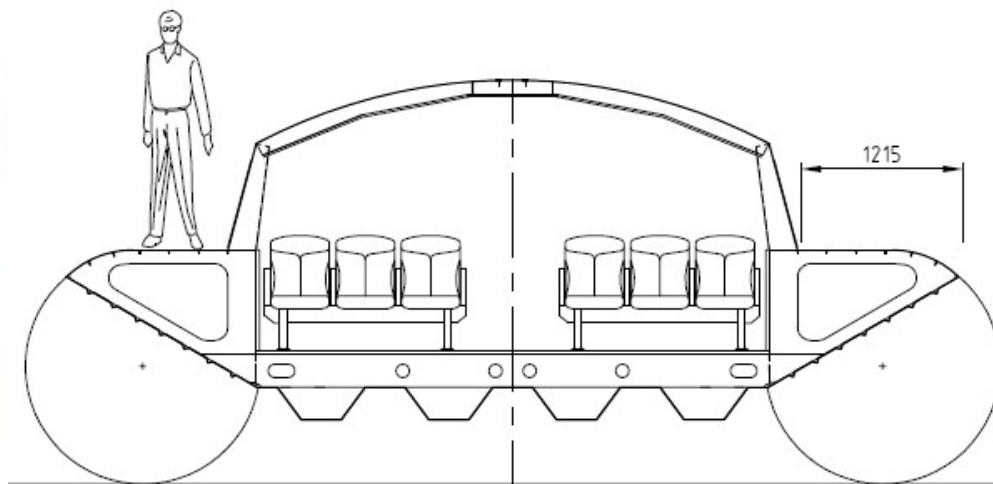
Changes.

Cabin layout can be built to individual customer mission requirements.

Seats are easily removed to carry cargo and military equipment.



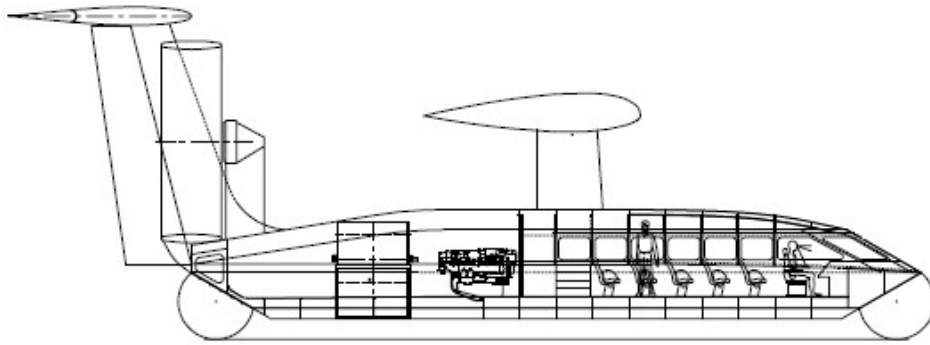
Plan view showing side decks for additional storage.



Cargo can be carried on the outside decks up to 12 metres in length.

Storage room under the side decks access from cabin or external hatches if required by customer. Sound levels are so low passengers can travel on side decks at low speeds.

Hoverflight 30 Wing in Ground Effect Hovercraft



Length	17.0 metres
Width	7.0 metres
Propeller	4.27 meters
Engine	950 HP Doosan Diesel

Speed Cruise Hoverflight 30 cruise speed is 70 knot regardless if smooth seas or higher sea state.

Range Standard Range as a Hoverflight cruising at 70 knots is 700 Nautical miles.(Fuel consumption is less in

Hoverflight Mode) Range can be extended by reducing passenger numbers and fitting long range fuel tanks.

Fuel weight increase is equal to the weight of passengers not carried to extend range up to 3,000 nautical miles.



Wide isle, remove seats for cargo, Cabin Layout to be changed for military or Air Search Rescue requirements.
May vary for individual mission requirements

Two(2) metre ceiling height. Complies to I.M.O. International Regulations

Advantages:- Longer range, Higher speed, Drive systems simple. More stable under way due to wider longer hull. Less skirt wear. More efficient. Engine life will be much greater. No complex computer engine management systems. Very simple engine to service with lower cost of spare parts from Korea. This company manufactures the engine blocks for MAN and MTU of Germany. They are licensed to manufacture the same engine with standard mechanical injection systems. Alternative engines can be fitted on customer request. Can carry cargo on outside decks. Take off the wings and we have our standard Velocity 30 hovercraft.



Easy access into air-conditioned Cabin.

Silent 4.27 metre ducted seven blade, pitch in motion 700 RPM propeller. World first technology

Disadvantages:- Captains will require more training if Hoverflight 30 is preferred.

Changes:- Wings can be removed to change this from a Hoverflight with a cruise speed of 70 knots regardless of sea state operations) to a Hovercraft in relatively smooth seas to a cruise speed of 30-35 knots.

[45. 65 & 90 Pax Versions available](#)

All information provided is copyright and designs are subject to ownership by the company concerned.